


Name of the Company	: KIRLOSKAR ELECTRIC COMPANY LIMITED
Scrip Code	: 533193
Name of the Scrip, Class of Security	: KIRELECT, Equity
Quarter ended	: 30TH SEPTEMBER 2015


SHAREHOLDING PATTERN IN COMPLIANCE WITH CLAUSE 35 OF THE LISTING AGREEMENT AS ON 30TH SEPTEMBER 2015

1(a) Statement showing Shareholding Pattern

Partly paid-up shares :-	No of partly paid-up shares	As a % of total no. of partly paid-up shares	As a % of total no. of shares of the Company
Held by promoter/promoter group	NIL	NA	NA
Held by Public	NIL	NA	NA
Total(D)	0	0	0
Outstanding convertible securities :-	No of outstanding securities	As a % of total no. of outstanding convertible securities	As a % of total no. of shares of the company, assuming full conversion of the convertible securities
Held by promoter/promoter group *	NIL	NA	NA
Held by Public	NIL	NA	NA
Total(E)	0	0.00	NA
Warrants :-	No of warrants	As a % of total no. of warrants	As a % of total no. of shares of the Company, assuming full
Held by promoter/promoter group	NIL	NA	NA
Held by Public	NIL	NA	NA
Total(F)	0	0	0
Total paid-up capital of the company, assuming full conversion of warrants and convertible securities (A+B+C)+(D+E+F)	53,179,567	0.00	100.00



[Handwritten signature]





[Handwritten signature]

Category Code	Category of shareholder	Total Number of shareholders	Total number of shares	Number of shares held in dematerialized form	Total shareholding as a percentage of total number of shares		Shares pledged or otherwise encumbered	
					As a percentage of (A+B)1	As a percentage of (A+B+C)	Number of shares	As a percentage
(I)	(II)	(III)	(IV)	(V)	(VI)	(VII)	(VIII)	(IX)=(VIII)/(IV)*100
(A)	Shareholding of Promoter and Promoter Group[2]							
(1)	Indian							
(a)	Individuals/ Hindu Undivided Family	3	6,755,983	6,755,983	12.70	12.70	97,164	1.44
(b)	Central Government/ State Government(s)	-	-	-	-	-	-	-
(c)	Bodies Corporate	8	20,788,360	20,788,360	39.09	39.09	19460635	93.61
(d)	Financial Institutions/ Banks	-	-	-	-	-	-	-
(e)	Any Other (specify)	-	-	-	-	-	-	-
	Sub-Total (A)(1)	11	27544343	27544343	51.79	51.79	19557799	71.00
(2)	Foreign							
(a)	Individuals (Non-Resident Individuals/ Foreign Individuals)	-	-	-	-	-	-	-
(b)	Bodies Corporate	-	-	-	-	-	-	-
(c)	Institutions	-	-	-	-	-	-	-
(d)	Qualified Foreign Investor	-	-	-	-	-	-	-
(e)	Any Other (specify)	-	-	-	-	-	-	-
	Sub-Total (A)(2)	0	0	0	0.00	0.00	-	-
	Total Shareholding of Promoter and Promoter Group (A)= (A)(1)+(A)(2)	11	27,544,343	27,544,343	51.79	51.79	19,557,799	71.00
(B)	Public shareholding[3]							
(1)	Institutions							
(a)	Mutual Funds/ UTI	-	-	-	-	-	-	-
(b)	Financial Institutions/ Banks	20	802,525	691,361	1.51	1.51	-	-
(c)	Central Government/ State Government(s)	-	-	-	-	-	-	-
(d)	Venture Capital Funds	-	-	-	-	-	-	-
(e)	Insurance Companies	4	3,240,824	3,240,824	6.09	6.09	-	-
(f)	Foreign Institutional Investors	3	150,450	150,000	0.28	0.28	-	-
(g)	Foreign Venture Capital Investors	-	-	-	-	-	-	-
(h)	Qualified Foreign Investor	-	-	-	-	-	-	-
(i)	Any Other (specify)	-	-	-	-	-	-	-
	Sub-Total (B)(1)	27	4,193,799	4,082,185	7.89	7.89		
(2)	Non-institutions							
(a)	Bodies Corporate	378	3,876,692	3,716,859	7.29	7.29		
(b)	Individuals -							
	i. Individual shareholders holding nominal share capital up to Rs. 1 lakh.	35,791	6,549,205	5,067,187	12.32	12.32		
	ii. Individual shareholders holding nominal share capital in excess of Rs. 1 lakh.	81	2,359,853	2,348,481	4.44	4.44		
(d)	Qualified Foreign Investor	-	-	-	-	-		
(e)	Any Other (specify)	-	-	-	-	-		
	Trust	3	6174936	58	11.61	11.61		
	NRI	393	353424	326152	0.66	0.66		
	Clearing Member	76	231271	231271	0.43	0.43		
	OCB	1	1896044	-	3.57	3.57		
	Sub-Total (B)(2)	36,723	21,441,425	11,690,008	40.32	40.32		
	Total Public Shareholding (B)= (B)(1)+(B)(2)	36,750	25,635,224	15,772,193	48.21	48.21		
	TOTAL (A)+(B)	36,761	53,179,567	43,316,536	100.00	100.00	19,557,799	36.78
(C)	Shares held by Custodians and against which Depository Receipts have been issued							
1	Promoter and Promoter Group	-	-	-	-	-	-	-
2	Public	-	-	-	-	-	-	-
	Sub-Total (C)	-	-	-	-	-	-	-
	GRAND TOTAL (A)+(B)+(C)	36,761	53,179,567	43,316,536	100.00	100.00	19,557,799	36.78

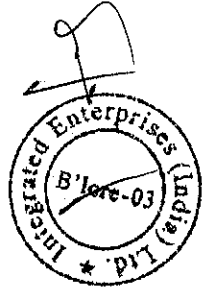
NOT APPLICABLE

NOT APPLICABLE



(f) (b) Statement showing holding of securities (including shares, warrants, convertible securities) of persons belonging to the category "Promoter and Promoter Group"

Sr. No.	Name of the shareholder	Details of Shares held		Encumbered shares (*)			Details of warrants		Details of convertible securities		Total shares (including underlying shares assuming full conversion of warrants and convertible securities) as a % of diluted share capital
		No. of Shares held	As a % of grand total (A)+(B)+(C)	No.	As a percentage	As a % total (A)+(B)+(C) of sub-clause (f)(a)	Number of warrants held	As a % total number of warrants of the same class	Number of convertible securities held	As a % total number of convertible securities of the same class	
(i)	(ii)	(iii)	(iv)	(v)	(vi)=(v)/(iii)*100	(vii)	(viii)	(ix)	(x)	(xi)	(xii)
1.	ABHIMAN TRADING COMPANY PRIVATE LTD	5217063	9.81	5217063	100.00	9.81	-	-	-	-	-
2.	VIJAYJYOTHI INVESTMENTS AND AGENCIES PRIVATE LIMITED	4257682	8.01	4257682	100.00	-8.01	-	-	-	-	-
3.	VIJAY RAVINDRA KIRLOSKAR	6571489	12.36	0	0.00	0.00	-	-	-	-	-
4.	VIJAY FARMS PRIVATE LIMITED	3540807	6.66	3540807	100.00	6.66	-	-	-	-	-
5.	VIJAYKIRTI INVESTMENTS AND AGENCIES PVT LTD	3084094	5.76	3084094	100.00	5.76	-	-	-	-	-
6.	SRI VIJAYADURGA INVESTMENTS AND AGENCIES PRIVATE LIMITED	1774508	3.34	1774508	100.00	3.34	-	-	-	-	-
7.	VIMRAJ INVESTMENTS PVT LTD	1606483	3.02	1606483	100.00	3.02	-	-	-	-	-
8.	KIRLOSKAR POWER EQUIPMENTS LTD	1141225	2.15	0	0.00	0.00	-	-	-	-	-
9.	KIRLOSKAR BATTERIES PVT LIMITED	186500	0.35	0	0.00	0.00	-	-	-	-	-
10.	IMEENA V KIRLOSKAR	139614	0.26	97164	69.69	0.18	-	-	-	-	-
11.	RUKMINI KIRLOSKAR	44900	0.08	0	0.00	0.00	-	-	-	-	-
	Total	27544343	51.79	19557799	71.00	36.78	-	-	-	-	-




(i)(c) (i) Statement showing holding of securities (including shares, warrants, convertible securities) of persons belonging to the category "Public" and holding more than 1% of the total number of shares

Sr. No.	Name of the shareholder	Number of shares held	Shares as a percentage of total number of shares (i.e., Grand Total (A)+(B)+(C) indicated in Statement at para (i)(a) above)	Details of warrants		Details of convertible securities		Total shares (including underlying shares assuming full conversion of warrants and convertible securities) as a % of diluted share capital
				Number of warrants held	As a % total number of warrants of the same class	Number of convertible securities held	% w.e.t total number of convertible securities of the same class	
1.	KECL INVESTMENT TRUST	5154878	9.69	-	-	-	-	-
2.	LIFE INSURANCE CORPORATION OF INDIA	2576571	4.85	-	-	-	-	-
3.	M/S. HAVI-KER SIDDELEY MANAGEMENT LTD.,	1896044	3.57	-	-	-	-	-
4.	KECL INVESTMENT TRUST	1020000	1.92	-	-	-	-	-
5.	Raviraj Developers Ltd	994263	1.87	-	-	-	-	-
	Total	11641756	21.89	-	-	-	-	-

(i)(c) (ii) Statement showing holding of securities (including shares, warrants, convertible securities) of persons (together with PAC) belonging to the category "Public" and holding more than 5% of the total number of shares of the company

Sr. No.	Name(s) of the shareholder(s) and the Persons Acting in Concert (PAC) with them	Number of shares	Shares as a percentage of total number of shares (i.e., Grand Total (A)+(B)+(C) indicated in Statement at para (i)(a) above)	Details of warrants		Details of convertible securities		Total shares (including underlying shares assuming full conversion of warrants and convertible securities) as a % of diluted share capital
				Number of warrants	As a % total number of warrants of the same class	Number of convertible securities held	% w.e.t total number of convertible securities of the same class	
1.	KECL INVESTMENT TRUST	5154878	9.69	-	-	-	-	-
	Total	5154878	9.69	-	-	-	-	-



(I)(d) Statement showing details of locked-in shares


Sr. No.	Name of the shareholder	Number of locked-in shares	Locked-in shares as a percentage of total number of shares (i.e., Grand Total (A)+(B)+(C) indicated in Statement at para (I)(a) above)	Promoter / Promoter Group / Public
1	VIJAY RAVINDRA KIRLOSKAR	6,571,469	12.36	Promoter

(II)(a) Statement showing details of Depository Receipts (DRs)

Sr. No.	Type of outstanding DR (ADRs, GDRs, SDRs, etc.)	Number of outstanding DRs	Number of shares underlying outstanding DRs	Shares underlying outstanding DRs as a percentage of total number of shares (i.e., Grand Total (A)+(B)+(C) indicated in Statement at para (I)(a) above)
	NIL	NIL	NIL	NIL

(II)(b) Statement showing Holding of Depository Receipts (DRs), where underlying shares held by 'promoter / promoter group' are in excess of 1% of the total number of shares

Sr. No.	Name of the DR Holder	Type of outstanding DR (ADRs, GDRs, SDRs, etc.)	Number of shares underlying outstanding DRs	Shares underlying outstanding DRs as a percentage of total number of shares (i.e., Grand Total (A)+(B)+(C) indicated in Statement at para (I)(a) above)
	NIL	NIL	NIL	NIL



[Handwritten signature]

